



YOUR CHECKLIST FOR SUCCESS!

SYSTEMS CHECK

- **Check your RAM**
Recommended 8 GB of RAM;
minimum 4 GB of RAM
- **Check that you have Adobe Reader Installed**
Adobe Reader is required for
printing from the application. If not
already installed, contact your IT
support for installation details.

NOTES


CREDENTIALS & SETUP

- **Request credentials from Messenger Customer Service or your Sales Representative**
You will also receive a sample pack of stationery for practice.
- **Set up additional locations and users**
You must set up your locations first before making products. It is recommended to have separate usernames and passwords for all individuals using the program.
- **Import from your Messenger data**
Integrated with the leading funeral management softwares. Check out our Integrated Software List. If you don't see your Management Software listed, please contact your software provider to integrate with *Make It! Personal*.
- **Set up custom page sizes in your print driver**
Necessary for printing register books. You may have to contact your IT support to access this function.
- **Order your initial supplies**
For instance, you will need to order Border Page Packets to print your register book pages instead of standard pages with preprinted lines.
- **Attend a FREE training webinar**
Visit the HELP link on the Make It! Personal website to learn more!
- **Request your FREE merchandising display & signage**

THE MESSENGER CO.

Make It! *Personal*

Personalization at your fingertips!



THE MESSENGER CO.

✓ EASY ONLINE ORDERING ✓ FAST SHIPPING ✓ QUALITY GUARANTEED

Contact your Messenger Sales Representative to get started today!
800-827-5151 | themessengerco.com

LEARN MORE




108596

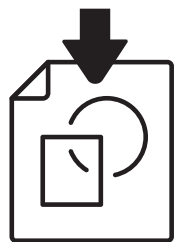
Make It! *Personal*

Free Personalization Web Tool

Pre-designed templates or create your own. Print at your funeral home.




Consumer research shows families want personalized stationery and keepsakes. They find more value in personalized items and it increases their overall satisfaction.



Import Data

No need to enter case data twice! Many of the leading management software programs can import information to *Make It! Personal*.



Pro Designs

Every piece of stationery that leaves your facility looks professional - like you have a graphic designer on staff!



Training & Support

We offer free, regularly scheduled training webinars to help you get started and dedicated field reps are ready to provide on-site assistance as needed.


mip.messengerstationery.com



Every life has a story...

Share the memories

Providing families with personal remembrances of their loved one has never been so easy - or affordable! *Make It! Personal* (MIP) is a free web tool to personalize and print ANY Messenger stationery product yourself, at the funeral home.



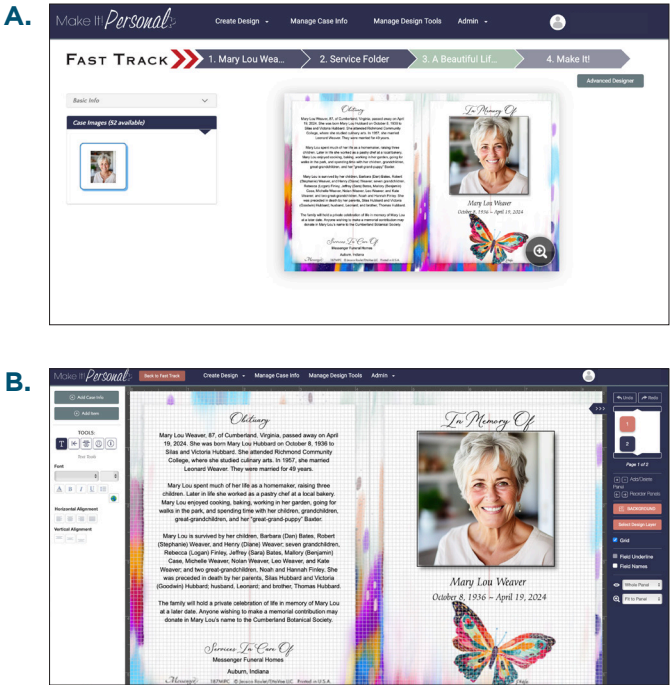
Integrated Software

- Batesville
- The Smart Director
- Passare
- Halcyon
- Gather
- Ionic
- Osiris Software
- FDMS
- Sympathy Brands
- Tribute Management Software

Effortless Personalization

Solutions that make you look good! Use our streamlined Fast Track templates for easy, beautiful creations or our Advanced Designer for in-depth customization. No need to re-enter data - import from your funeral home management software (saves time, less errors).

- A. Fast Track for a plug & play approach.
- B. Advanced Designer for those extra special projects.
- C. Templates for every series and product.
- D. Full library of verses, poems and sentiments.
- E. Wide selection of fonts.
- F. Crop tool to get photos just right.
- G. Flexibility to change photo frame shapes and colors.
- H. Feathering tool for blending like a pro.
- I. Add your funeral home branding!



Print on demand. Finish at the funeral home in just minutes!

Make it! Personal goes with you! As a web-based personalization tool, you can access your projects from anywhere. Check out these key benefits exclusively for our funeral partners!

- A. Professionally designed templates that are compatible with all Messenger stationery products. Standard, Enhanced, Foundations.
- B. Pre-printed stationery stock saves on ink expense while blending perfectly with the information you print in-house.
- C. Import data once! Make it! Personal updates case fields automatically from your integrated management software.
- D. Messenger Partners enjoy complimentary logo creation and art cleanup for your imprints!
- E. Send your families a PDF proof before you print if you choose - it's an easy click-of-a-button download.




Products

Messenger stationery products are expertly designed to accommodate personalization no matter which theme or product your families choose! With three levels of personalization that you can print at your funeral home, there's something for everyone. Read on to learn the difference between standard, enhanced and Foundations friendly stock!




Standard Art Stationery

This style of product has series artwork on the front, with room for personalization on the other panels. Use our **basic templates** in the *Make It! Personal* web tool to personalize our standard stationery products.




Enhanced Personalization Stationery

This style of product has series artwork borders on each panel with plenty of room for personalization. Use our **MIP templates** in the *Make It! Personal* web tool to personalize this style of products.



Foundations Stationery


This style of product has pre-printed borders on each panel with plenty of room for personalization. Use our **Foundations templates** in the *Make It! Personal* web tool to select your theme design, then add your personalization, save and print!



Register Book



Prayer Cards



Bookmarks



Service Folders

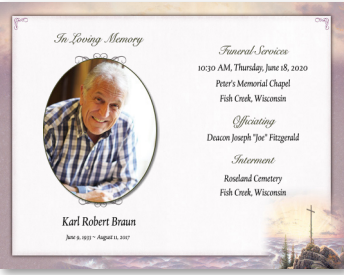
- A. Deluxe Service Folder
- B. Large Service Folder
- C. Copy Machine Service Folder
- D. Tri-Fold Service Folder



Photo Books



Memorial Candles



Display Sheet



Temporary Grave Marker



DVD Covers & Video